

Infinite Campus Parent Portal

Access Infinite Campus

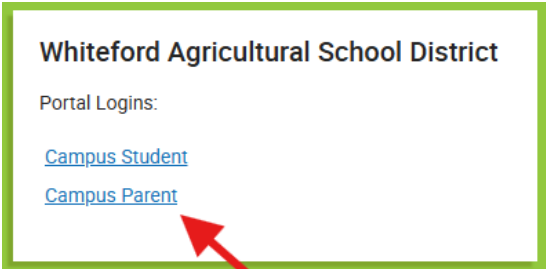
From District Homepage:



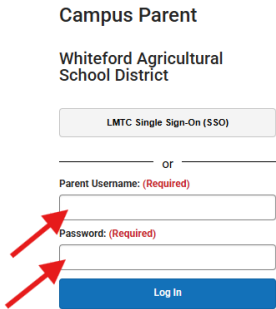
From App in Google Play/Apps Store:



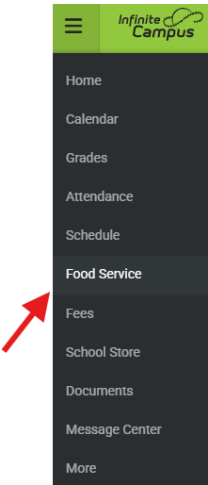
Log-In



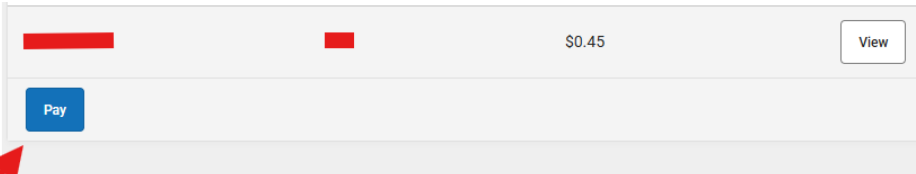
then



Access Agreements



on left side click on “Food Service”



Then click “Pay”

Food Service

ACCOUNT NAME	ACCOUNT #	BALANCE	AMOUNT	ACTIONS
[Redacted]	[Redacted]	\$11.80	<input type="text" value="\$0.00"/>	<button>View</button>


Then enter “Amount”


Food Service

ACCOUNT NAME	ACCOUNT #	BALANCE	AMOUNT	ACTIONS
██████████	██████	\$11.80	<input type="text" value="\$10.00"/>	<button>View</button>
██████████	██████	\$0.45		<button>View</button>
<div><button>Add to Cart</button><button>Cancel</button></div>				

Then click "Add to Cart"

1
Item in Cart
\$10.00

 My Cart

 My Accounts

Click "My Cart"

Add "Payment Method" and "Submit Payment"

FOOD SERVICE ACCOUNT	NAME	AMOUNT
Food Service Account: ██████████	██████████	<input type="text" value="\$10.00"/> <button>Remove</button>

Payment Method (Required)

No payment methods available

Add Payment Method

Subtotal: \$10.00

Service Fee:

Total: \$10.00

Email Address for Receipt

Must be a valid email similar to "user@example.com"

Submit Payment